


IPS Washball Results

December 10, 2019



Program Overview

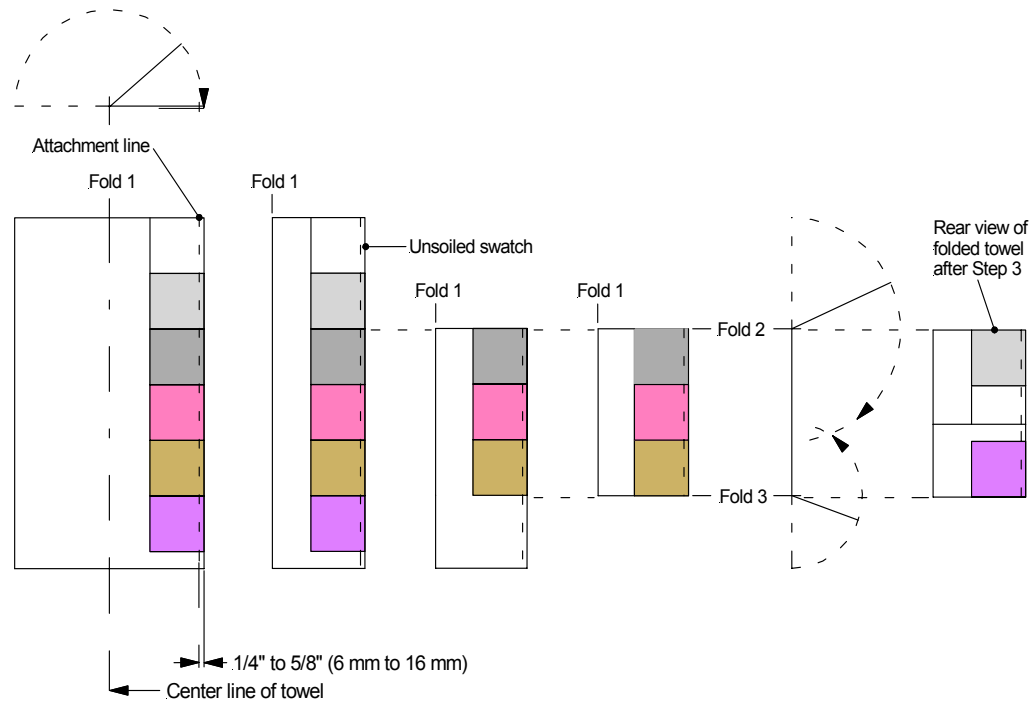
- Goal

- Determine what performance gains the IPS Washball provides in removal of a standardized set of stains

- Evaluation Method

- AHAM-1 Section 6 – Performance of Soil Removal in Clothes Washer
 - AHAM standards for Association Home Appliance Manufacturers
 - Method is used to evaluate the cleaning efficiency or soil removal abilities of a Washer using standardized set of conditions (water temperature, hardness, voltage, textile materials, detergent, soils)
 - Standard soils are red wine, cocoa, blood, carbon black and sebum (natural skin oil)
 - Method is the recognized standard for those involved in the home laundry appliance business
 - Results are determined by measuring reflectance or whiteness of each sample soil swatch fabric before and after laundering

Soil Swatch Sample



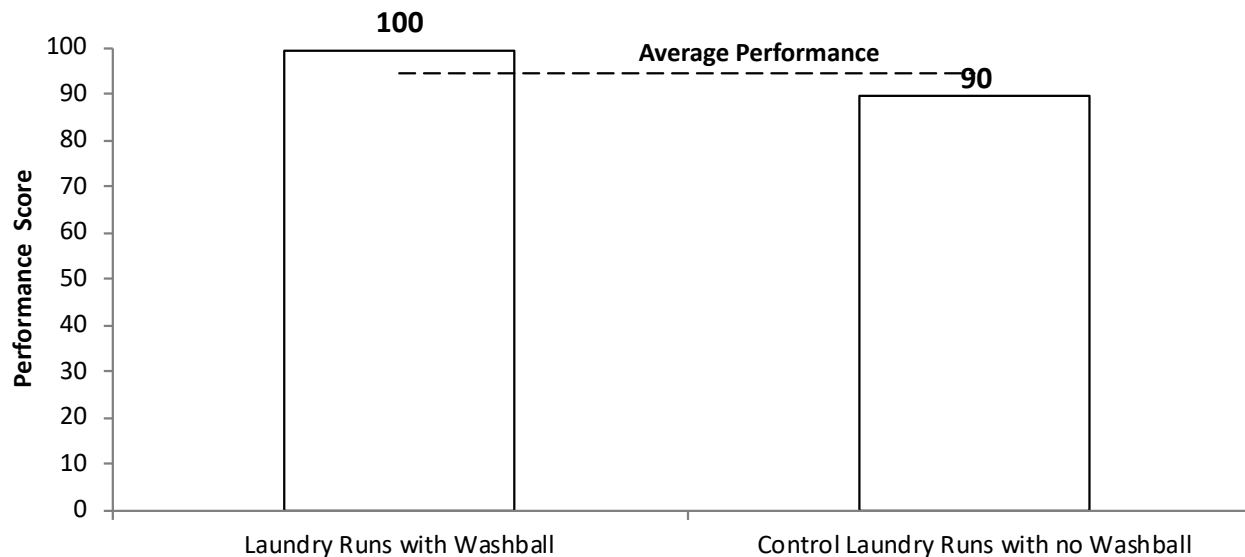
- **AHAM Standard Soil Swatch Example**

- Four swatches are loaded in each laundry run
- Y Reflectance (whiteness) values were used to calculate the cleaning efficiency of each soil
 - $\text{Cleaning Efficiency} = (Y_{\text{Soil Clean}} - Y_{\text{Soil Dirty}}) / (Y_{\text{Control Clean}} - Y_{\text{Soil Dirty}})$

Benchmark Results

| CTQ Metric | Soil Removal Performance | | | | | |
|---------------------------------------|--|---|---|--|---|---|
| | 20% | 20% | 20% | 20% | 20% | 0% |
| Metric Weighting | 20% | 20% | 20% | 20% | 20% | 0% |
| Which is Better? | Higher | Higher | Higher | Higher | Higher | Data |
| Sample | Soil Removal - Red Wine (% Cleaning Eff.) | Soil Removal - Cocoa (% Cleaning Eff.) | Soil Removal - Blood (% Cleaning Eff.) | Soil Removal - Carbon (% Cleaning Eff.) | Soil Removal - Sebum (% Cleaning Eff.) | Soil Removal - Control (% Cleaning Eff.) |
| Control Laundry Runs with no Washball | 34% | 20% | 17% | 13% | 35% | 100% |
| Laundry Runs with Washball | 34% | 26% | 19% | 15% | 38% | 100% |
| Metric Average | 34% | 23% | 18% | 14% | 36% | 100% |
| Sample Size | 3 Loads - 4 Samples per Load | 3 Loads - 4 Samples per Load | 3 Loads - 4 Samples per Load | 3 Loads - 4 Samples per Load | 3 Loads - 4 Samples per Load | 3 Loads - 4 Samples per Load |

Best Performer per test



Raw Data – Red Wine

| Swatch Strip ID# | Reading | Y Reading - Without Washball | | | | | | Swatch Strip ID# | Reading | Y Reading - With Washball | | | | | |
|------------------|------------|------------------------------|--------------|---------------|--------------|------------|-------------|------------------|------------|---------------------------|--------------|---------------|--------------|------------|-------------|
| | | Before Washing | | After Washing | | Change | | | | Before Washing | | After Washing | | Change | |
| | | Red Wine | Control | Red Wine | Control | Red Wine | Control | | | Red Wine | Control | Red Wine | Control | Red Wine | Control |
| 1 | 1 | 45.66 | 86.55 | 59.48 | 87.37 | 33% | 100% | 13 | 1 | 44.67 | 87.48 | 57.40 | 87.02 | 30% | 100% |
| | 2 | 45.65 | 86.53 | 60.84 | 87.31 | 36% | 100% | | 2 | 45.10 | 87.53 | 57.76 | 87.08 | 30% | 100% |
| | 3 | 44.79 | 86.33 | 60.81 | 86.85 | 38% | 100% | | 3 | 44.81 | 87.48 | 57.73 | 87.10 | 31% | 100% |
| | Avg | 45.37 | 86.47 | 60.38 | 87.18 | 36% | 100% | | Avg | 44.86 | 87.50 | 57.63 | 87.07 | 30% | 100% |
| 2 | 1 | 44.86 | 86.61 | 57.48 | 87.77 | 29% | 100% | 14 | 1 | 46.17 | 87.45 | 58.70 | 87.27 | 30% | 100% |
| | 2 | 44.04 | 87.65 | 59.45 | 87.74 | 35% | 100% | | 2 | 45.94 | 87.45 | 58.78 | 87.20 | 31% | 100% |
| | 3 | 44.15 | 87.06 | 58.63 | 87.79 | 33% | 100% | | 3 | 46.25 | 87.44 | 58.83 | 87.21 | 31% | 100% |
| | Avg | 44.35 | 87.11 | 58.52 | 87.77 | 33% | 100% | | Avg | 46.12 | 87.45 | 58.77 | 87.23 | 31% | 100% |
| 3 | 1 | 45.15 | 87.11 | 59.78 | 87.80 | 34% | 100% | 15 | 1 | 44.50 | 87.41 | 60.07 | 86.91 | 37% | 100% |
| | 2 | 45.53 | 87.50 | 59.47 | 87.77 | 33% | 100% | | 2 | 44.84 | 87.24 | 59.93 | 86.96 | 36% | 100% |
| | 3 | 45.94 | 87.52 | 61.76 | 87.87 | 38% | 100% | | 3 | 45.16 | 87.44 | 58.43 | 86.96 | 32% | 100% |
| | Avg | 45.54 | 87.38 | 60.34 | 87.81 | 35% | 100% | | Avg | 44.83 | 87.36 | 59.48 | 86.94 | 35% | 100% |
| 4 | 1 | 45.71 | 87.44 | 59.35 | 87.40 | 33% | 100% | 16 | 1 | 44.99 | 87.44 | 58.35 | 86.90 | 32% | 100% |
| | 2 | 45.49 | 88.47 | 59.83 | 87.46 | 34% | 100% | | 2 | 44.54 | 87.35 | 59.32 | 86.64 | 35% | 100% |
| | 3 | 45.04 | 88.45 | 59.25 | 87.51 | 33% | 100% | | 3 | 45.10 | 87.16 | 60.31 | 86.65 | 37% | 100% |
| | Avg | 45.41 | 88.12 | 59.48 | 87.46 | 33% | 100% | | Avg | 44.88 | 87.32 | 59.33 | 86.73 | 35% | 100% |
| 5 | 1 | 45.65 | 87.32 | 59.04 | 87.20 | 32% | 100% | 17 | 1 | 44.53 | 87.42 | 60.13 | 87.13 | 37% | 100% |
| | 2 | 44.79 | 87.42 | 59.34 | 87.18 | 34% | 100% | | 2 | 45.09 | 87.18 | 60.28 | 87.12 | 36% | 100% |
| | 3 | 44.86 | 87.42 | 59.46 | 87.03 | 35% | 100% | | 3 | 45.09 | 87.18 | 59.83 | 87.10 | 35% | 100% |
| | Avg | 45.10 | 87.39 | 59.28 | 87.14 | 34% | 100% | | Avg | 44.90 | 87.26 | 60.08 | 87.12 | 36% | 100% |
| 6 | 1 | 44.79 | 87.65 | 57.45 | 87.35 | 30% | 100% | 18 | 1 | 44.94 | 87.43 | 58.38 | 86.99 | 32% | 100% |
| | 2 | 44.86 | 87.06 | 57.69 | 87.28 | 30% | 100% | | 2 | 44.71 | 87.43 | 58.71 | 86.78 | 33% | 100% |
| | 3 | 44.04 | 86.79 | 57.80 | 87.34 | 32% | 100% | | 3 | 44.79 | 87.40 | 59.35 | 86.94 | 35% | 100% |
| | Avg | 44.56 | 87.17 | 57.65 | 87.32 | 31% | 100% | | Avg | 44.81 | 87.42 | 58.81 | 86.90 | 33% | 100% |
| 7 | 1 | 44.75 | 86.33 | 60.49 | 87.41 | 37% | 100% | 19 | 1 | 44.53 | 86.90 | 60.74 | 87.06 | 38% | 100% |
| | 2 | 44.99 | 86.61 | 61.02 | 87.15 | 38% | 100% | | 2 | 45.21 | 87.05 | 60.03 | 87.17 | 35% | 100% |
| | 3 | 45.06 | 87.65 | 58.99 | 87.24 | 33% | 100% | | 3 | 45.24 | 87.07 | 59.01 | 87.02 | 33% | 100% |
| | Avg | 44.93 | 86.86 | 60.17 | 87.27 | 36% | 100% | | Avg | 44.99 | 87.01 | 59.93 | 87.08 | 35% | 100% |
| 8 | 1 | 45.66 | 87.55 | 59.72 | 87.20 | 34% | 100% | 20 | 1 | 44.33 | 87.23 | 56.84 | 86.58 | 30% | 100% |
| | 2 | 44.79 | 87.26 | 59.79 | 87.22 | 35% | 100% | | 2 | 44.61 | 87.23 | 58.41 | 86.83 | 33% | 100% |
| | 3 | 44.86 | 86.50 | 60.58 | 87.32 | 37% | 100% | | 3 | 44.87 | 86.82 | 59.00 | 86.92 | 34% | 100% |
| | Avg | 45.10 | 87.10 | 60.03 | 87.25 | 35% | 100% | | Avg | 44.60 | 87.09 | 58.08 | 86.78 | 32% | 100% |
| 9 | 1 | 44.77 | 87.31 | 59.22 | 86.98 | 34% | 100% | 21 | 1 | 44.60 | 86.97 | 58.10 | 86.40 | 32% | 100% |
| | 2 | 45.24 | 87.31 | 59.23 | 87.10 | 33% | 100% | | 2 | 44.70 | 86.96 | 58.89 | 86.85 | 34% | 100% |
| | 3 | 45.24 | 87.39 | 59.03 | 87.17 | 33% | 100% | | 3 | 44.95 | 87.56 | 59.13 | 87.04 | 34% | 100% |
| | Avg | 45.08 | 87.34 | 59.16 | 87.08 | 34% | 100% | | Avg | 44.75 | 87.16 | 58.71 | 86.76 | 33% | 100% |
| 10 | 1 | 45.11 | 87.21 | 60.38 | 86.65 | 37% | 100% | 22 | 1 | 44.82 | 86.64 | 60.13 | 86.59 | 37% | 100% |
| | 2 | 44.88 | 88.08 | 60.58 | 86.86 | 37% | 100% | | 2 | 44.62 | 86.31 | 61.04 | 86.94 | 39% | 100% |
| | 3 | 44.85 | 87.20 | 60.78 | 86.64 | 38% | 100% | | 3 | 45.76 | 86.71 | 61.33 | 86.58 | 38% | 100% |
| | Avg | 44.95 | 87.50 | 60.58 | 86.72 | 37% | 100% | | Avg | 45.07 | 86.55 | 60.83 | 86.70 | 38% | 100% |
| 11 | 1 | 44.75 | 87.40 | 58.71 | 87.01 | 33% | 100% | 23 | 1 | 44.75 | 87.11 | 59.10 | 86.99 | 34% | 100% |
| | 2 | 44.87 | 87.41 | 59.57 | 87.08 | 35% | 100% | | 2 | 44.99 | 87.50 | 59.55 | 86.91 | 35% | 100% |
| | 3 | 45.13 | 87.42 | 59.59 | 87.06 | 34% | 100% | | 3 | 45.06 | 87.52 | 59.55 | 86.96 | 35% | 100% |
| | Avg | 44.92 | 87.41 | 59.29 | 87.05 | 34% | 100% | | Avg | 44.93 | 87.38 | 59.40 | 86.95 | 34% | 100% |
| 12 | 1 | 45.18 | 87.52 | 59.24 | 86.74 | 34% | 100% | 24 | 1 | 44.64 | 86.64 | 57.07 | 87.06 | 29% | 100% |
| | 2 | 44.90 | 87.45 | 59.20 | 87.00 | 34% | 100% | | 2 | 44.89 | 86.31 | 58.07 | 86.92 | 31% | 100% |
| | 3 | 45.15 | 87.50 | 59.57 | 87.00 | 34% | 100% | | 3 | 44.89 | 86.71 | 58.92 | 86.81 | 33% | 100% |
| | Avg | 45.18 | 87.49 | 59.34 | 86.91 | 34% | 100% | | Avg | 44.81 | 86.55 | 58.02 | 86.93 | 31% | 100% |

Average Change without Washball 34%

Average Change with Washball 34%

Raw Data - Cocoa

| Swatch Strip ID# | Reading | Y Reading - Without Washball | | | | | | Swatch Strip ID# | Reading | Y Reading - With Washball | | | | | |
|------------------|------------|------------------------------|--------------|---------------|--------------|------------|-------------|------------------|------------|---------------------------|--------------|---------------|--------------|------------|-------------|
| | | Before Washing | | After Washing | | Change | | | | Before Washing | | After Washing | | Change | |
| | | Cocoa | Control | Cocoa | Control | Cocoa | Control | | | Cocoa | Control | Cocoa | Control | Cocoa | Control |
| 1 | 1 | 36.83 | 86.55 | 50.22 | 87.37 | 26% | 100% | 13 | 1 | 37.72 | 87.48 | 48.19 | 87.02 | 21% | 100% |
| | 2 | 37.15 | 86.53 | 49.52 | 87.31 | 25% | 100% | | 2 | 37.72 | 87.53 | 49.14 | 87.08 | 23% | 100% |
| | 3 | 37.71 | 86.33 | 49.98 | 86.85 | 25% | 100% | | 3 | 37.04 | 87.48 | 51.03 | 87.10 | 28% | 100% |
| | Avg | 37.23 | 86.47 | 49.91 | 87.18 | 25% | 100% | | Avg | 37.49 | 87.50 | 49.45 | 87.07 | 24% | 100% |
| 2 | 1 | 37.61 | 86.61 | 47.99 | 87.77 | 21% | 100% | 14 | 1 | 37.68 | 87.45 | 53.82 | 87.27 | 33% | 100% |
| | 2 | 36.69 | 87.65 | 46.83 | 87.74 | 20% | 100% | | 2 | 36.98 | 87.45 | 55.73 | 87.20 | 37% | 100% |
| | 3 | 36.20 | 87.06 | 48.51 | 87.79 | 24% | 100% | | 3 | 37.05 | 87.44 | 56.41 | 87.21 | 39% | 100% |
| | Avg | 36.83 | 87.11 | 47.78 | 87.77 | 21% | 100% | | Avg | 37.24 | 87.45 | 55.32 | 87.23 | 36% | 100% |
| 3 | 1 | 36.72 | 87.11 | 42.76 | 87.80 | 12% | 100% | 15 | 1 | 36.34 | 87.41 | 49.02 | 86.91 | 25% | 100% |
| | 2 | 36.92 | 87.50 | 42.83 | 87.77 | 12% | 100% | | 2 | 36.64 | 87.24 | 47.95 | 86.96 | 22% | 100% |
| | 3 | 37.29 | 87.52 | 42.98 | 87.87 | 11% | 100% | | 3 | 36.53 | 87.44 | 49.38 | 86.96 | 25% | 100% |
| | Avg | 36.98 | 87.38 | 42.86 | 87.81 | 12% | 100% | | Avg | 36.50 | 87.36 | 48.78 | 86.94 | 24% | 100% |
| 4 | 1 | 38.09 | 87.44 | 48.41 | 87.40 | 21% | 100% | 16 | 1 | 37.69 | 87.44 | 47.97 | 86.90 | 21% | 100% |
| | 2 | 37.61 | 88.47 | 48.09 | 87.46 | 21% | 100% | | 2 | 36.71 | 87.35 | 45.03 | 86.64 | 17% | 100% |
| | 3 | 37.32 | 88.45 | 47.39 | 87.51 | 20% | 100% | | 3 | 36.97 | 87.16 | 45.93 | 86.65 | 18% | 100% |
| | Avg | 37.67 | 88.12 | 47.96 | 87.46 | 21% | 100% | | Avg | 37.12 | 87.32 | 46.31 | 86.73 | 19% | 100% |
| 5 | 1 | 36.69 | 87.32 | 42.32 | 87.20 | 11% | 100% | 17 | 1 | 36.95 | 87.42 | 54.04 | 87.13 | 34% | 100% |
| | 2 | 36.20 | 87.42 | 44.76 | 87.18 | 17% | 100% | | 2 | 37.55 | 87.18 | 55.37 | 87.12 | 36% | 100% |
| | 3 | 37.03 | 87.42 | 41.30 | 87.03 | 9% | 100% | | 3 | 37.22 | 87.18 | 54.88 | 87.10 | 35% | 100% |
| | Avg | 36.64 | 87.39 | 42.79 | 87.14 | 12% | 100% | | Avg | 37.24 | 87.26 | 54.76 | 87.12 | 35% | 100% |
| 6 | 1 | 36.83 | 87.65 | 46.02 | 87.35 | 18% | 100% | 18 | 1 | 37.60 | 87.43 | 55.95 | 86.99 | 37% | 100% |
| | 2 | 37.71 | 87.06 | 44.88 | 87.28 | 14% | 100% | | 2 | 37.41 | 87.43 | 55.12 | 86.78 | 36% | 100% |
| | 3 | 37.61 | 86.79 | 48.71 | 87.34 | 22% | 100% | | 3 | 37.46 | 87.40 | 54.33 | 86.94 | 34% | 100% |
| | Avg | 37.38 | 87.17 | 46.54 | 87.32 | 18% | 100% | | Avg | 37.49 | 87.42 | 55.13 | 86.90 | 36% | 100% |
| 7 | 1 | 37.61 | 86.33 | 55.22 | 87.41 | 35% | 100% | 19 | 1 | 36.31 | 86.90 | 47.29 | 87.06 | 22% | 100% |
| | 2 | 36.69 | 86.61 | 58.05 | 87.15 | 42% | 100% | | 2 | 36.82 | 87.05 | 49.30 | 87.17 | 25% | 100% |
| | 3 | 36.20 | 87.65 | 59.76 | 87.24 | 46% | 100% | | 3 | 36.56 | 87.07 | 50.60 | 87.02 | 28% | 100% |
| | Avg | 36.83 | 86.86 | 57.68 | 87.27 | 41% | 100% | | Avg | 36.56 | 87.01 | 49.06 | 87.08 | 25% | 100% |
| 8 | 1 | 37.54 | 87.55 | 47.08 | 87.20 | 19% | 100% | 20 | 1 | 37.24 | 87.23 | 48.70 | 86.58 | 23% | 100% |
| | 2 | 36.99 | 87.26 | 48.72 | 87.22 | 23% | 100% | | 2 | 37.23 | 87.23 | 48.90 | 86.83 | 24% | 100% |
| | 3 | 36.99 | 86.50 | 49.15 | 87.32 | 24% | 100% | | 3 | 37.27 | 86.82 | 48.75 | 86.92 | 23% | 100% |
| | Avg | 37.17 | 87.10 | 48.32 | 87.25 | 22% | 100% | | Avg | 37.25 | 87.09 | 48.78 | 86.78 | 23% | 100% |
| 9 | 1 | 36.85 | 87.31 | 46.08 | 86.98 | 18% | 100% | 21 | 1 | 36.29 | 86.97 | 48.95 | 86.40 | 25% | 100% |
| | 2 | 37.03 | 87.31 | 46.01 | 87.10 | 18% | 100% | | 2 | 36.29 | 86.96 | 50.20 | 86.85 | 28% | 100% |
| | 3 | 37.48 | 87.39 | 48.52 | 87.17 | 22% | 100% | | 3 | 36.60 | 87.56 | 52.07 | 87.04 | 31% | 100% |
| | Avg | 37.12 | 87.34 | 46.87 | 87.08 | 20% | 100% | | Avg | 36.39 | 87.16 | 50.41 | 86.76 | 28% | 100% |
| 10 | 1 | 37.53 | 87.21 | 43.12 | 86.65 | 11% | 100% | 22 | 1 | 36.48 | 86.64 | 51.73 | 86.59 | 30% | 100% |
| | 2 | 37.23 | 88.08 | 46.29 | 86.86 | 18% | 100% | | 2 | 36.55 | 86.31 | 55.75 | 86.94 | 38% | 100% |
| | 3 | 36.69 | 87.20 | 46.46 | 86.64 | 20% | 100% | | 3 | 37.40 | 86.71 | 54.50 | 86.58 | 35% | 100% |
| | Avg | 37.15 | 87.50 | 45.29 | 86.72 | 16% | 100% | | Avg | 36.81 | 86.55 | 53.99 | 86.70 | 34% | 100% |
| 11 | 1 | 36.48 | 87.40 | 45.66 | 87.01 | 18% | 100% | 23 | 1 | 37.76 | 87.11 | 41.41 | 86.99 | 7% | 100% |
| | 2 | 36.70 | 87.41 | 42.86 | 87.08 | 12% | 100% | | 2 | 37.29 | 87.50 | 45.18 | 86.91 | 16% | 100% |
| | 3 | 37.36 | 87.42 | 46.42 | 87.06 | 18% | 100% | | 3 | 37.62 | 87.52 | 47.84 | 86.96 | 21% | 100% |
| | Avg | 36.85 | 87.41 | 44.98 | 87.05 | 16% | 100% | | Avg | 37.56 | 87.38 | 44.81 | 86.95 | 15% | 100% |
| 12 | 1 | 36.38 | 87.52 | 46.42 | 86.74 | 20% | 100% | 24 | 1 | 37.29 | 86.64 | 45.81 | 87.06 | 17% | 100% |
| | 2 | 36.68 | 87.45 | 45.76 | 87.00 | 18% | 100% | | 2 | 37.87 | 86.31 | 45.33 | 86.92 | 15% | 100% |
| | 3 | 36.41 | 87.50 | 46.64 | 87.00 | 20% | 100% | | 3 | 37.30 | 86.71 | 46.90 | 86.81 | 19% | 100% |
| | Avg | 36.49 | 87.49 | 46.27 | 86.91 | 19% | 100% | | Avg | 37.49 | 86.55 | 46.01 | 86.93 | 17% | 100% |

Average Change without Washball 20%

Average Change with Washball 26%

Raw Data - Blood

| Swatch Strip ID# | Reading | Y Reading - Without Washball | | | | | | Swatch Strip ID# | Reading | Y Reading - With Washball | | | | | |
|--|------------|------------------------------|--------------|---------------|--------------|------------|-------------|-------------------------------------|------------|---------------------------|--------------|---------------|--------------|------------|-------------|
| | | Before Washing | | After Washing | | Change | | | | Before Washing | | After Washing | | Change | |
| | | Blood | Control | Blood | Control | Blood | Control | | | Blood | Control | Blood | Control | Blood | Control |
| 1 | 1 | 18.06 | 86.55 | 29.06 | 87.37 | 16% | 100% | 13 | 1 | 17.86 | 87.48 | 27.05 | 87.02 | 13% | 100% |
| | 2 | 17.83 | 86.53 | 29.60 | 87.31 | 17% | 100% | | 2 | 18.06 | 87.53 | 27.28 | 87.08 | 13% | 100% |
| | 3 | 17.67 | 86.33 | 30.71 | 86.85 | 19% | 100% | | 3 | 18.09 | 87.48 | 28.04 | 87.10 | 14% | 100% |
| | Avg | 17.85 | 86.47 | 29.79 | 87.18 | 17% | 100% | | Avg | 18.00 | 87.50 | 27.46 | 87.07 | 14% | 100% |
| 2 | 1 | 17.85 | 86.61 | 28.98 | 87.77 | 16% | 100% | 14 | 1 | 17.23 | 87.45 | 32.19 | 87.27 | 21% | 100% |
| | 2 | 17.04 | 87.65 | 31.37 | 87.74 | 20% | 100% | | 2 | 17.12 | 87.45 | 32.09 | 87.20 | 21% | 100% |
| | 3 | 17.07 | 87.06 | 31.01 | 87.79 | 20% | 100% | | 3 | 17.14 | 87.44 | 32.26 | 87.21 | 22% | 100% |
| | Avg | 17.32 | 87.11 | 30.45 | 87.77 | 19% | 100% | | Avg | 17.16 | 87.45 | 32.18 | 87.23 | 21% | 100% |
| 3 | 1 | 18.01 | 87.11 | 22.71 | 87.80 | 7% | 100% | 15 | 1 | 17.48 | 87.41 | 27.21 | 86.91 | 14% | 100% |
| | 2 | 17.96 | 87.50 | 23.68 | 87.77 | 8% | 100% | | 2 | 17.68 | 87.24 | 28.65 | 86.96 | 16% | 100% |
| | 3 | 17.87 | 87.52 | 24.23 | 87.87 | 9% | 100% | | 3 | 17.98 | 87.44 | 30.34 | 86.96 | 18% | 100% |
| | Avg | 17.95 | 87.38 | 23.54 | 87.81 | 8% | 100% | | Avg | 17.71 | 87.36 | 28.73 | 86.94 | 16% | 100% |
| 4 | 1 | 17.90 | 87.44 | 27.23 | 87.40 | 13% | 100% | 16 | 1 | 18.00 | 87.44 | 26.91 | 86.90 | 13% | 100% |
| | 2 | 17.76 | 88.47 | 27.96 | 87.46 | 15% | 100% | | 2 | 17.99 | 87.35 | 25.97 | 86.64 | 12% | 100% |
| | 3 | 17.99 | 88.45 | 27.42 | 87.51 | 14% | 100% | | 3 | 17.35 | 87.16 | 27.19 | 86.65 | 14% | 100% |
| | Avg | 17.88 | 88.12 | 27.54 | 87.46 | 14% | 100% | | Avg | 17.78 | 87.32 | 26.69 | 86.73 | 13% | 100% |
| 5 | 1 | 17.04 | 87.32 | 27.25 | 87.20 | 15% | 100% | 17 | 1 | 17.82 | 87.42 | 30.36 | 87.13 | 18% | 100% |
| | 2 | 17.07 | 87.42 | 27.11 | 87.18 | 14% | 100% | | 2 | 17.81 | 87.18 | 30.36 | 87.12 | 18% | 100% |
| | 3 | 17.59 | 87.42 | 25.71 | 87.03 | 12% | 100% | | 3 | 17.80 | 87.18 | 31.52 | 87.10 | 20% | 100% |
| | Avg | 17.23 | 87.39 | 26.69 | 87.14 | 14% | 100% | | Avg | 17.81 | 87.26 | 30.75 | 87.12 | 19% | 100% |
| 6 | 1 | 17.83 | 87.65 | 34.53 | 87.35 | 24% | 100% | 18 | 1 | 17.39 | 87.43 | 35.14 | 86.99 | 26% | 100% |
| | 2 | 17.67 | 87.06 | 33.07 | 87.28 | 22% | 100% | | 2 | 17.08 | 87.43 | 34.65 | 86.78 | 25% | 100% |
| | 3 | 17.85 | 86.79 | 36.75 | 87.34 | 27% | 100% | | 3 | 17.77 | 87.40 | 34.49 | 86.94 | 24% | 100% |
| | Avg | 17.78 | 87.17 | 34.78 | 87.32 | 24% | 100% | | Avg | 17.41 | 87.42 | 34.76 | 86.90 | 25% | 100% |
| 7 | 1 | 17.67 | 86.33 | 33.16 | 87.41 | 22% | 100% | 19 | 1 | 17.26 | 86.90 | 29.48 | 87.06 | 18% | 100% |
| | 2 | 17.85 | 86.61 | 36.09 | 87.15 | 26% | 100% | | 2 | 17.43 | 87.05 | 29.88 | 87.17 | 18% | 100% |
| | 3 | 17.04 | 87.65 | 36.98 | 87.24 | 28% | 100% | | 3 | 17.85 | 87.07 | 31.10 | 87.02 | 19% | 100% |
| | Avg | 17.52 | 86.86 | 35.41 | 87.27 | 26% | 100% | | Avg | 17.51 | 87.01 | 30.15 | 87.08 | 18% | 100% |
| 8 | 1 | 17.98 | 87.55 | 27.51 | 87.20 | 14% | 100% | 20 | 1 | 17.88 | 87.23 | 30.84 | 86.58 | 19% | 100% |
| | 2 | 18.24 | 87.26 | 28.22 | 87.22 | 14% | 100% | | 2 | 18.02 | 87.23 | 29.98 | 86.83 | 17% | 100% |
| | 3 | 17.96 | 86.50 | 29.11 | 87.32 | 16% | 100% | | 3 | 17.67 | 86.82 | 29.48 | 86.92 | 17% | 100% |
| | Avg | 18.06 | 87.10 | 28.28 | 87.25 | 15% | 100% | | Avg | 17.86 | 87.09 | 30.10 | 86.78 | 18% | 100% |
| 9 | 1 | 17.82 | 87.31 | 28.00 | 86.98 | 15% | 100% | 21 | 1 | 17.33 | 86.97 | 32.96 | 86.40 | 23% | 100% |
| | 2 | 17.94 | 87.31 | 28.55 | 87.10 | 15% | 100% | | 2 | 17.13 | 86.96 | 32.99 | 86.85 | 23% | 100% |
| | 3 | 18.03 | 87.39 | 29.29 | 87.17 | 16% | 100% | | 3 | 17.72 | 87.56 | 32.69 | 87.04 | 22% | 100% |
| | Avg | 17.93 | 87.34 | 28.61 | 87.08 | 15% | 100% | | Avg | 17.39 | 87.16 | 32.88 | 86.76 | 22% | 100% |
| 10 | 1 | 17.39 | 87.21 | 27.66 | 86.65 | 15% | 100% | 22 | 1 | 17.71 | 86.64 | 32.50 | 86.59 | 21% | 100% |
| | 2 | 17.44 | 88.08 | 26.98 | 86.86 | 14% | 100% | | 2 | 17.77 | 86.31 | 33.77 | 86.94 | 23% | 100% |
| | 3 | 17.70 | 87.20 | 26.99 | 86.64 | 13% | 100% | | 3 | 17.72 | 86.71 | 33.86 | 86.58 | 23% | 100% |
| | Avg | 17.51 | 87.50 | 27.21 | 86.72 | 14% | 100% | | Avg | 17.73 | 86.55 | 33.38 | 86.70 | 23% | 100% |
| 11 | 1 | 17.98 | 87.40 | 29.63 | 87.01 | 17% | 100% | 23 | 1 | 17.64 | 87.11 | 31.47 | 86.99 | 20% | 100% |
| | 2 | 18.10 | 87.41 | 29.54 | 87.08 | 17% | 100% | | 2 | 17.76 | 87.50 | 29.77 | 86.91 | 17% | 100% |
| | 3 | 18.01 | 87.42 | 29.59 | 87.06 | 17% | 100% | | 3 | 17.83 | 87.52 | 30.08 | 86.96 | 18% | 100% |
| | Avg | 18.03 | 87.41 | 29.59 | 87.05 | 17% | 100% | | Avg | 17.74 | 87.38 | 30.44 | 86.95 | 18% | 100% |
| 12 | 1 | 17.29 | 87.52 | 30.15 | 86.74 | 19% | 100% | 24 | 1 | 17.56 | 86.64 | 30.29 | 87.06 | 18% | 100% |
| | 2 | 17.08 | 87.45 | 29.40 | 87.00 | 18% | 100% | | 2 | 17.83 | 86.31 | 30.18 | 86.92 | 18% | 100% |
| | 3 | 17.28 | 87.50 | 28.60 | 87.00 | 16% | 100% | | 3 | 17.68 | 86.71 | 30.01 | 86.81 | 18% | 100% |
| | Avg | 17.22 | 87.49 | 29.38 | 86.91 | 17% | 100% | | Avg | 17.69 | 86.55 | 30.16 | 86.93 | 18% | 100% |
| Average Change without Washball | | | | | | | 17% | Average Change with Washball | | | | | | | 19% |

Raw Data - Carbon

| Swatch Strip ID# | Reading | Y Reading - Without Washball | | | | | | Swatch Strip ID# | Reading | Y Reading - With Washball | | | | | |
|------------------|------------|------------------------------|--------------|---------------|--------------|------------|-------------|------------------|------------|---------------------------|--------------|---------------|--------------|------------|-------------|
| | | Before Washing | | After Washing | | Change | | | | Before Washing | | After Washing | | Change | |
| | | Carbon | Control | Carbon | Control | Carbon | Control | | | Carbon | Control | Carbon | Control | Carbon | Control |
| 1 | 1 | 26.13 | 86.55 | 32.51 | 87.37 | 10% | 100% | 13 | 1 | 25.43 | 87.48 | 33.76 | 87.02 | 14% | 100% |
| | 2 | 26.84 | 86.53 | 35.08 | 87.31 | 14% | 100% | | 2 | 25.55 | 87.53 | 31.64 | 87.08 | 10% | 100% |
| | 3 | 26.53 | 86.33 | 33.77 | 86.85 | 12% | 100% | | 3 | 24.00 | 87.48 | 31.33 | 87.10 | 12% | 100% |
| | Avg | 26.50 | 86.47 | 33.79 | 87.18 | 12% | 100% | | Avg | 24.99 | 87.50 | 32.24 | 87.07 | 12% | 100% |
| 2 | 1 | 25.94 | 86.61 | 33.41 | 87.77 | 12% | 100% | 14 | 1 | 25.86 | 87.45 | 33.62 | 87.27 | 13% | 100% |
| | 2 | 26.78 | 87.65 | 34.72 | 87.74 | 13% | 100% | | 2 | 26.72 | 87.45 | 32.88 | 87.20 | 10% | 100% |
| | 3 | 26.84 | 87.06 | 37.04 | 87.79 | 17% | 100% | | 3 | 25.99 | 87.44 | 32.36 | 87.21 | 10% | 100% |
| | Avg | 26.52 | 87.11 | 35.06 | 87.77 | 14% | 100% | | Avg | 26.19 | 87.45 | 32.95 | 87.23 | 11% | 100% |
| 3 | 1 | 25.76 | 87.11 | 33.27 | 87.80 | 12% | 100% | 15 | 1 | 25.59 | 87.41 | 30.78 | 86.91 | 8% | 100% |
| | 2 | 25.93 | 87.50 | 33.83 | 87.77 | 13% | 100% | | 2 | 25.11 | 87.24 | 31.46 | 86.96 | 10% | 100% |
| | 3 | 26.45 | 87.52 | 33.33 | 87.87 | 11% | 100% | | 3 | 25.96 | 87.44 | 32.28 | 86.96 | 10% | 100% |
| | Avg | 26.05 | 87.38 | 33.48 | 87.81 | 12% | 100% | | Avg | 25.55 | 87.36 | 31.51 | 86.94 | 10% | 100% |
| 4 | 1 | 26.40 | 87.44 | 31.79 | 87.40 | 9% | 100% | 16 | 1 | 25.65 | 87.44 | 31.08 | 86.90 | 9% | 100% |
| | 2 | 26.06 | 88.47 | 32.51 | 87.46 | 11% | 100% | | 2 | 26.50 | 87.35 | 32.18 | 86.64 | 9% | 100% |
| | 3 | 26.57 | 88.45 | 36.20 | 87.51 | 16% | 100% | | 3 | 24.80 | 87.16 | 34.23 | 86.65 | 15% | 100% |
| | Avg | 26.34 | 88.12 | 33.50 | 87.46 | 12% | 100% | | Avg | 25.65 | 87.32 | 32.50 | 86.73 | 11% | 100% |
| 5 | 1 | 26.78 | 87.32 | 32.83 | 87.20 | 10% | 100% | 17 | 1 | 25.37 | 87.42 | 34.62 | 87.13 | 15% | 100% |
| | 2 | 26.84 | 87.42 | 34.63 | 87.18 | 13% | 100% | | 2 | 25.79 | 87.18 | 36.35 | 87.12 | 17% | 100% |
| | 3 | 26.51 | 87.42 | 33.83 | 87.03 | 12% | 100% | | 3 | 25.78 | 87.18 | 38.09 | 87.10 | 20% | 100% |
| | Avg | 26.71 | 87.39 | 33.76 | 87.14 | 12% | 100% | | Avg | 25.65 | 87.26 | 36.35 | 87.12 | 17% | 100% |
| 6 | 1 | 26.13 | 87.65 | 38.58 | 87.35 | 20% | 100% | 18 | 1 | 25.16 | 87.43 | 44.69 | 86.99 | 32% | 100% |
| | 2 | 25.94 | 87.06 | 37.17 | 87.28 | 18% | 100% | | 2 | 25.59 | 87.43 | 42.36 | 86.78 | 27% | 100% |
| | 3 | 26.78 | 86.79 | 36.71 | 87.34 | 16% | 100% | | 3 | 26.54 | 87.40 | 39.15 | 86.94 | 21% | 100% |
| | Avg | 26.28 | 87.17 | 37.49 | 87.32 | 18% | 100% | | Avg | 25.76 | 87.42 | 42.07 | 86.90 | 27% | 100% |
| 7 | 1 | 25.94 | 86.33 | 34.70 | 87.41 | 14% | 100% | 19 | 1 | 25.44 | 86.90 | 37.98 | 87.06 | 20% | 100% |
| | 2 | 26.53 | 86.61 | 35.30 | 87.15 | 14% | 100% | | 2 | 26.18 | 87.05 | 35.56 | 87.17 | 15% | 100% |
| | 3 | 26.78 | 87.65 | 35.42 | 87.24 | 14% | 100% | | 3 | 25.89 | 87.07 | 34.66 | 87.02 | 14% | 100% |
| | Avg | 26.42 | 86.86 | 35.14 | 87.27 | 14% | 100% | | Avg | 25.84 | 87.01 | 36.07 | 87.08 | 17% | 100% |
| 8 | 1 | 26.16 | 87.55 | 34.89 | 87.20 | 14% | 100% | 20 | 1 | 26.82 | 87.23 | 35.55 | 86.58 | 15% | 100% |
| | 2 | 26.16 | 87.26 | 33.30 | 87.22 | 12% | 100% | | 2 | 26.33 | 87.23 | 34.30 | 86.83 | 13% | 100% |
| | 3 | 25.53 | 86.50 | 33.69 | 87.32 | 13% | 100% | | 3 | 26.74 | 86.82 | 33.70 | 86.92 | 12% | 100% |
| | Avg | 25.95 | 87.10 | 33.96 | 87.25 | 13% | 100% | | Avg | 26.63 | 87.09 | 34.52 | 86.78 | 13% | 100% |
| 9 | 1 | 25.83 | 87.31 | 36.79 | 86.98 | 18% | 100% | 21 | 1 | 26.17 | 86.97 | 37.67 | 86.40 | 19% | 100% |
| | 2 | 25.63 | 87.31 | 34.28 | 87.10 | 14% | 100% | | 2 | 26.29 | 86.96 | 38.29 | 86.85 | 20% | 100% |
| | 3 | 27.38 | 87.39 | 33.08 | 87.17 | 10% | 100% | | 3 | 27.73 | 87.56 | 34.73 | 87.04 | 12% | 100% |
| | Avg | 26.28 | 87.34 | 34.72 | 87.08 | 14% | 100% | | Avg | 26.73 | 87.16 | 36.90 | 86.76 | 17% | 100% |
| 10 | 1 | 27.22 | 87.21 | 32.70 | 86.65 | 9% | 100% | 22 | 1 | 24.40 | 86.64 | 32.96 | 86.59 | 14% | 100% |
| | 2 | 26.23 | 88.08 | 33.27 | 86.86 | 12% | 100% | | 2 | 25.46 | 86.31 | 34.75 | 86.94 | 15% | 100% |
| | 3 | 26.83 | 87.20 | 33.16 | 86.64 | 11% | 100% | | 3 | 25.46 | 86.71 | 36.56 | 86.58 | 18% | 100% |
| | Avg | 26.76 | 87.50 | 33.04 | 86.72 | 10% | 100% | | Avg | 25.11 | 86.55 | 34.76 | 86.70 | 16% | 100% |
| 11 | 1 | 25.43 | 87.40 | 34.48 | 87.01 | 15% | 100% | 23 | 1 | 25.20 | 87.11 | 33.18 | 86.99 | 13% | 100% |
| | 2 | 25.99 | 87.41 | 36.72 | 87.08 | 18% | 100% | | 2 | 25.83 | 87.50 | 35.37 | 86.91 | 16% | 100% |
| | 3 | 27.34 | 87.42 | 35.22 | 87.06 | 13% | 100% | | 3 | 25.32 | 87.52 | 34.39 | 86.96 | 15% | 100% |
| | Avg | 26.25 | 87.41 | 35.47 | 87.05 | 15% | 100% | | Avg | 25.45 | 87.38 | 34.31 | 86.95 | 14% | 100% |
| 12 | 1 | 25.57 | 87.52 | 35.80 | 86.74 | 17% | 100% | 24 | 1 | 26.38 | 86.64 | 36.44 | 87.06 | 17% | 100% |
| | 2 | 27.48 | 87.45 | 34.33 | 87.00 | 12% | 100% | | 2 | 24.87 | 86.31 | 34.49 | 86.92 | 16% | 100% |
| | 3 | 25.90 | 87.50 | 36.68 | 87.00 | 18% | 100% | | 3 | 24.87 | 86.71 | 36.00 | 86.81 | 18% | 100% |
| | Avg | 26.32 | 87.49 | 35.60 | 86.91 | 15% | 100% | | Avg | 25.37 | 86.55 | 35.64 | 86.93 | 17% | 100% |

Average Change without Washball 13%

Average Change with Washball 15%


Raw Data - Sebum

| Swatch Strip ID# | Reading | Y Reading - Without Washball | | | | | | Swatch Strip ID# | Reading | Y Reading - With Washball | | | | | |
|------------------|------------|------------------------------|--------------|---------------|--------------|------------|-------------|------------------|------------|---------------------------|--------------|---------------|--------------|------------|-------------|
| | | Before Washing | | After Washing | | Change | | | | Before Washing | | After Washing | | Change | |
| | | Sebum | Control | Sebum | Control | Sebum | Control | | | Sebum | Control | Sebum | Control | Sebum | Control |
| 1 | 1 | 50.47 | 86.55 | 60.80 | 87.37 | 28% | 100% | 13 | 1 | 50.48 | 87.48 | 64.42 | 87.02 | 38% | 100% |
| | 2 | 50.65 | 86.53 | 59.78 | 87.31 | 25% | 100% | | 2 | 50.06 | 87.53 | 64.42 | 87.08 | 39% | 100% |
| | 3 | 50.78 | 86.33 | 61.51 | 86.85 | 30% | 100% | | 3 | 50.06 | 87.48 | 63.36 | 87.10 | 36% | 100% |
| | Avg | 50.63 | 86.47 | 60.70 | 87.18 | 28% | 100% | | Avg | 50.20 | 87.50 | 64.07 | 87.07 | 38% | 100% |
| 2 | 1 | 50.30 | 86.61 | 62.73 | 87.77 | 33% | 100% | 14 | 1 | 51.19 | 87.45 | 63.10 | 87.27 | 33% | 100% |
| | 2 | 49.47 | 87.65 | 63.58 | 87.74 | 37% | 100% | | 2 | 51.91 | 87.45 | 62.34 | 87.20 | 30% | 100% |
| | 3 | 49.60 | 87.06 | 62.21 | 87.79 | 33% | 100% | | 3 | 50.57 | 87.44 | 62.05 | 87.21 | 31% | 100% |
| | Avg | 49.79 | 87.11 | 62.84 | 87.77 | 34% | 100% | | Avg | 51.22 | 87.45 | 62.50 | 87.23 | 31% | 100% |
| 3 | 1 | 50.95 | 87.11 | 61.93 | 87.80 | 30% | 100% | 15 | 1 | 51.15 | 87.41 | 64.48 | 86.91 | 37% | 100% |
| | 2 | 50.81 | 87.50 | 61.95 | 87.77 | 30% | 100% | | 2 | 50.89 | 87.24 | 64.88 | 86.96 | 39% | 100% |
| | 3 | 50.53 | 87.52 | 61.79 | 87.87 | 30% | 100% | | 3 | 51.32 | 87.44 | 62.14 | 86.96 | 30% | 100% |
| | Avg | 50.76 | 87.38 | 61.89 | 87.81 | 30% | 100% | | Avg | 51.12 | 87.36 | 63.83 | 86.94 | 35% | 100% |
| 4 | 1 | 50.95 | 87.44 | 62.93 | 87.40 | 33% | 100% | 16 | 1 | 50.21 | 87.44 | 64.02 | 86.90 | 38% | 100% |
| | 2 | 50.81 | 88.47 | 62.27 | 87.46 | 31% | 100% | | 2 | 50.88 | 87.35 | 62.71 | 86.64 | 33% | 100% |
| | 3 | 50.53 | 88.45 | 61.00 | 87.51 | 28% | 100% | | 3 | 51.43 | 87.16 | 62.87 | 86.65 | 32% | 100% |
| | Avg | 50.76 | 88.12 | 62.07 | 87.46 | 31% | 100% | | Avg | 50.84 | 87.32 | 63.20 | 86.73 | 34% | 100% |
| 5 | 1 | 49.96 | 87.32 | 63.09 | 87.20 | 35% | 100% | 17 | 1 | 50.85 | 87.42 | 64.55 | 87.13 | 38% | 100% |
| | 2 | 50.29 | 87.42 | 62.82 | 87.18 | 34% | 100% | | 2 | 50.58 | 87.18 | 63.93 | 87.12 | 37% | 100% |
| | 3 | 50.46 | 87.42 | 62.42 | 87.03 | 33% | 100% | | 3 | 50.80 | 87.18 | 64.72 | 87.10 | 38% | 100% |
| | Avg | 50.24 | 87.39 | 62.78 | 87.14 | 34% | 100% | | Avg | 50.74 | 87.26 | 64.40 | 87.12 | 38% | 100% |
| 6 | 1 | 50.47 | 87.65 | 66.09 | 87.35 | 42% | 100% | 18 | 1 | 50.82 | 87.43 | 67.56 | 86.99 | 46% | 100% |
| | 2 | 50.78 | 87.06 | 66.60 | 87.28 | 43% | 100% | | 2 | 51.57 | 87.43 | 67.56 | 86.78 | 45% | 100% |
| | 3 | 50.30 | 86.79 | 67.35 | 87.34 | 46% | 100% | | 3 | 50.81 | 87.40 | 68.46 | 86.94 | 49% | 100% |
| | Avg | 50.52 | 87.17 | 66.68 | 87.32 | 44% | 100% | | Avg | 51.07 | 87.42 | 67.86 | 86.90 | 47% | 100% |
| 7 | 1 | 50.30 | 86.33 | 62.38 | 87.41 | 33% | 100% | 19 | 1 | 50.70 | 86.90 | 64.45 | 87.06 | 38% | 100% |
| | 2 | 49.47 | 86.61 | 64.56 | 87.15 | 40% | 100% | | 2 | 49.10 | 87.05 | 64.82 | 87.17 | 41% | 100% |
| | 3 | 49.60 | 87.65 | 63.11 | 87.24 | 36% | 100% | | 3 | 49.38 | 87.07 | 65.79 | 87.02 | 44% | 100% |
| | Avg | 49.79 | 86.86 | 63.35 | 87.27 | 36% | 100% | | Avg | 49.73 | 87.01 | 65.02 | 87.08 | 41% | 100% |
| 8 | 1 | 45.05 | 87.55 | 64.25 | 87.20 | 46% | 100% | 20 | 1 | 50.96 | 87.23 | 62.95 | 86.58 | 34% | 100% |
| | 2 | 44.69 | 87.26 | 64.92 | 87.22 | 48% | 100% | | 2 | 51.80 | 87.23 | 63.21 | 86.83 | 33% | 100% |
| | 3 | 45.06 | 86.50 | 64.63 | 87.32 | 46% | 100% | | 3 | 50.68 | 86.82 | 63.63 | 86.92 | 36% | 100% |
| | Avg | 44.93 | 87.10 | 64.60 | 87.25 | 46% | 100% | | Avg | 51.15 | 87.09 | 63.26 | 86.78 | 34% | 100% |
| 9 | 1 | 48.77 | 87.31 | 61.73 | 86.98 | 34% | 100% | 21 | 1 | 51.46 | 86.97 | 63.34 | 86.40 | 34% | 100% |
| | 2 | 50.70 | 87.31 | 61.72 | 87.10 | 30% | 100% | | 2 | 51.13 | 86.96 | 63.83 | 86.85 | 36% | 100% |
| | 3 | 50.43 | 87.39 | 63.59 | 87.17 | 36% | 100% | | 3 | 49.61 | 87.56 | 66.12 | 87.04 | 44% | 100% |
| | Avg | 49.97 | 87.34 | 62.35 | 87.08 | 33% | 100% | | Avg | 50.73 | 87.16 | 64.43 | 86.76 | 38% | 100% |
| 10 | 1 | 51.46 | 87.21 | 61.68 | 86.65 | 29% | 100% | 22 | 1 | 50.82 | 86.64 | 64.76 | 86.59 | 39% | 100% |
| | 2 | 52.09 | 88.08 | 61.94 | 86.86 | 28% | 100% | | 2 | 50.16 | 86.31 | 64.29 | 86.94 | 38% | 100% |
| | 3 | 49.89 | 87.20 | 60.16 | 86.64 | 28% | 100% | | 3 | 50.71 | 86.71 | 63.12 | 86.58 | 35% | 100% |
| | Avg | 51.15 | 87.50 | 61.26 | 86.72 | 28% | 100% | | Avg | 50.56 | 86.55 | 64.06 | 86.70 | 37% | 100% |
| 11 | 1 | 51.61 | 87.40 | 60.78 | 87.01 | 26% | 100% | 23 | 1 | 50.09 | 87.11 | 62.95 | 86.99 | 35% | 100% |
| | 2 | 51.69 | 87.41 | 62.11 | 87.08 | 29% | 100% | | 2 | 49.63 | 87.50 | 64.10 | 86.91 | 39% | 100% |
| | 3 | 50.65 | 87.42 | 61.25 | 87.06 | 29% | 100% | | 3 | 47.46 | 87.52 | 61.60 | 86.96 | 36% | 100% |
| | Avg | 51.32 | 87.41 | 61.38 | 87.05 | 28% | 100% | | Avg | 49.06 | 87.38 | 62.88 | 86.95 | 36% | 100% |
| 12 | 1 | 49.72 | 87.52 | 66.86 | 86.74 | 46% | 100% | 24 | 1 | 50.69 | 86.64 | 65.85 | 87.06 | 42% | 100% |
| | 2 | 51.10 | 87.45 | 66.78 | 87.00 | 44% | 100% | | 2 | | 86.31 | 66.37 | 86.92 | | 100% |
| | 3 | 51.98 | 87.50 | 66.36 | 87.00 | 41% | 100% | | 3 | 50.81 | 86.71 | 66.26 | 86.81 | 43% | 100% |
| | Avg | 50.93 | 87.49 | 66.67 | 86.91 | 44% | 100% | | Avg | 50.75 | 86.55 | 66.16 | 86.93 | 42% | 100% |

Average Change without Washball **35%**

Average Change with Washball **38%**

Example Photos Comparison





Clearview

Allen Welch

t: (404) 906-0236

e: Allen@Clearview.us

w: www.Clearview.us

Helping you gain a Clearview of product assortment, increase margins, and gain market share.